



VENETO
MAIN CITIES AND KEY ECONOMIC SECTORS

Belluno

Vicenza

Treviso

Verona

Padova

Venezia

Rovigo



OVERVIEW – Veneto Region

- **Area:** 18.345,35 km²
- **Provinces:** Padova, Rovigo, Vicenza, Verona, Treviso, Venezia, Belluno
- **Municipalities:** 94
- **Population:** 4.907.529
- **Capital of the region:** Venice
- **Language:** Italian
- **GDP (2017):** 162,5 billion Euro
- **GDP per capita (2017):** 33.122 Euro
- **GDP annual growth (2017):** +2.3%

- **Corporate taxes:**
 - 0-15.000 € → 23%
 - 15.001-28.000 € → 27%
 - 28.001-55.000 € → 38%
 - 55.001-75.000 € → 41%
 - 75.001 € > ... € → 43%
- **Additional regional GDP:**
 - Taxable income < 45.000 € → 0,9%
 - Taxable income > 300.000 € → 0,9 %
 - + 3% solidarity contribution

[Source: statistica.regione.veneto.it](http://statistica.regione.veneto.it)

OVERVIEW – Venetian provinces and main cities of Veneto Region

- **Padova:** 936 274 inhabitants
- **Verona:** 921 557 inhabitants
- **Treviso:** 885 972 inhabitants
- **Vicenza:** 865 082 inhabitants
- **Venezia:** 854 275 inhabitants
- **Rovigo:** 238 558 inhabitants
- **Belluno:** 205 781 inhabitants

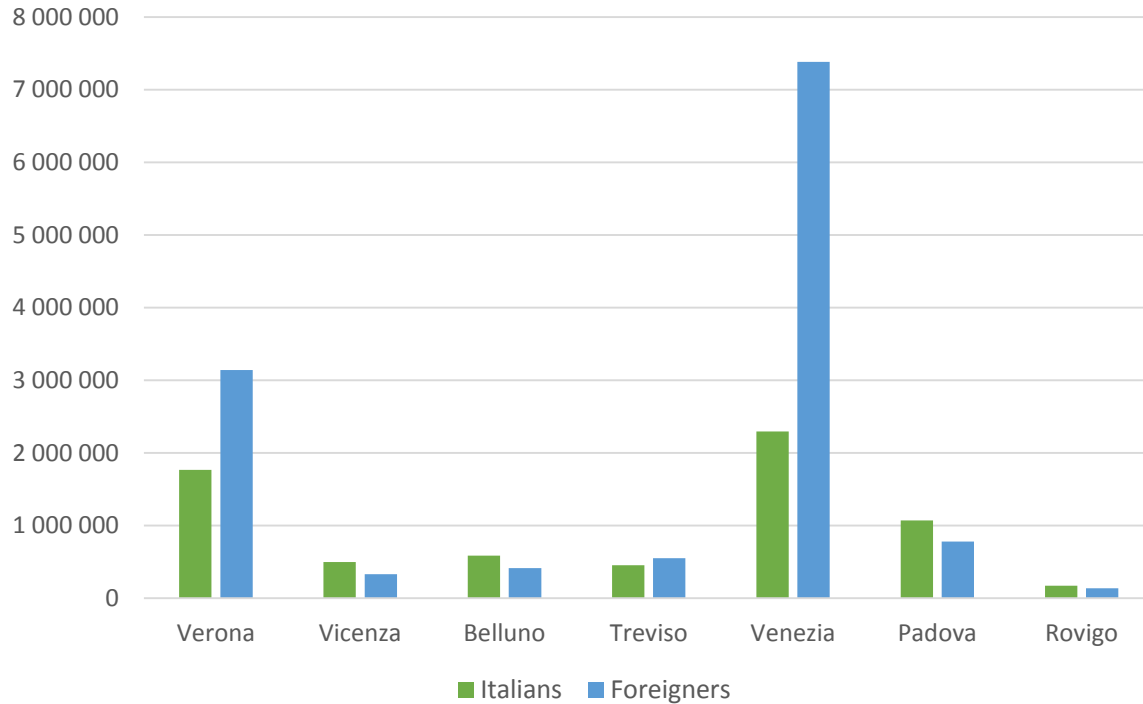
Venezia Today magazine...

“The image of the productive and entrepreneurial Northeast also owes much to Treviso. In just a few years an area with an almost agricultural economy, a sector still very flourishing and specialized (as confirmed by the vineyards of Conegliano and Valdobbiadene, with the renowned Prosecco Superiore DOCG and radicchio Treviso), has become one of the engines of the Italian economy, in particular in the mechanical sectors, metalworking, textiles, food and clothing, in which it has been able to establish itself worldwide with some prestigious brands such as Benetton. The main industrial districts concern furniture, stainless steel products, footwear and sportswear.”

KEY ECONOMIC SECTORS

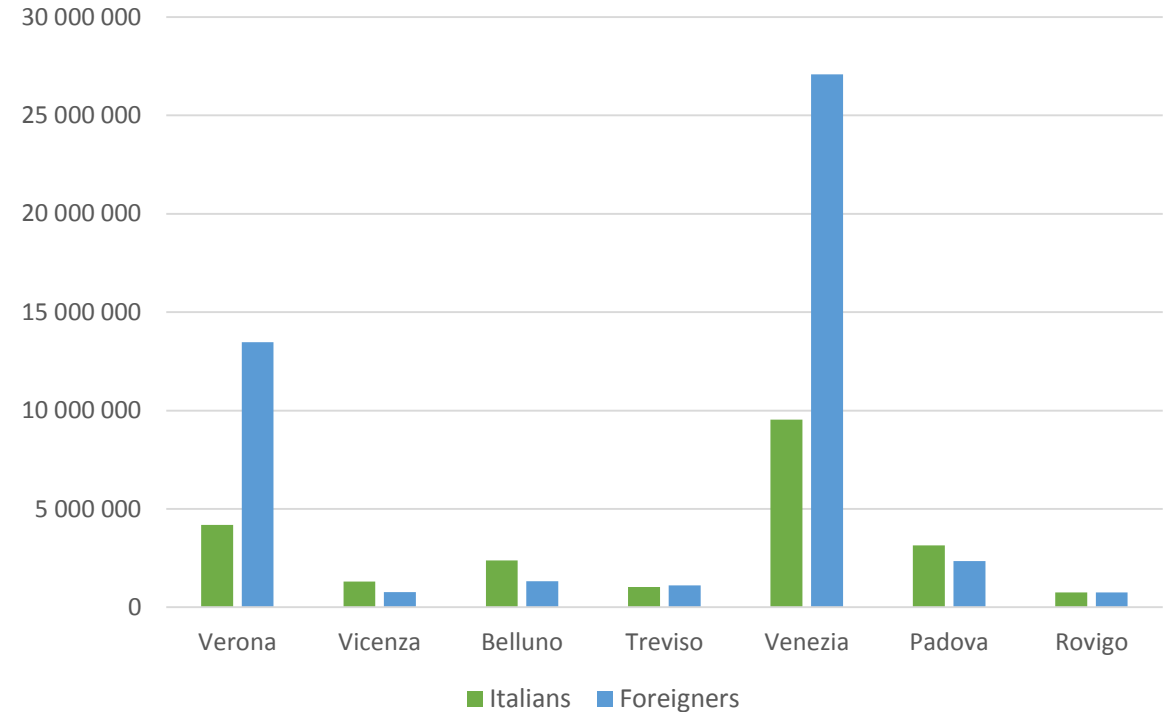
➤ Tourism - 1° Italian tourism destination

Arrivals - 2018



Total of arrivals: 19.563.348

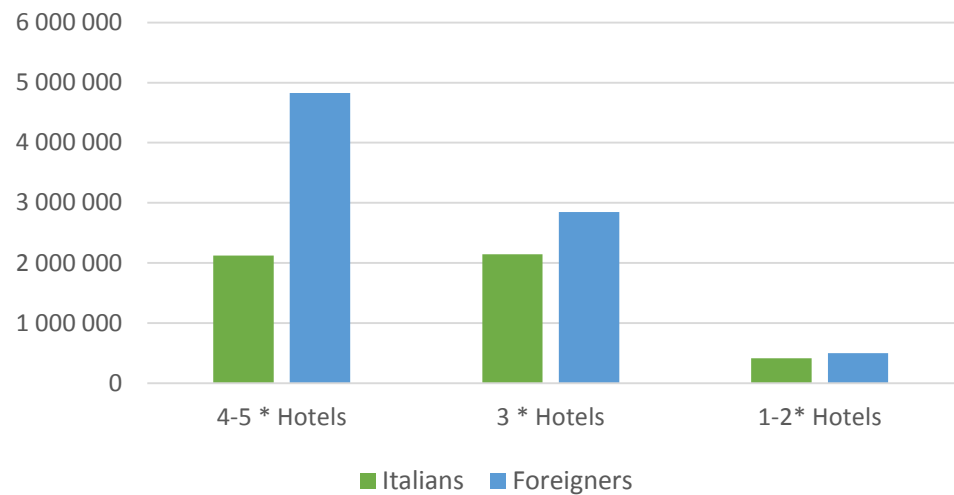
Overnights - 2018



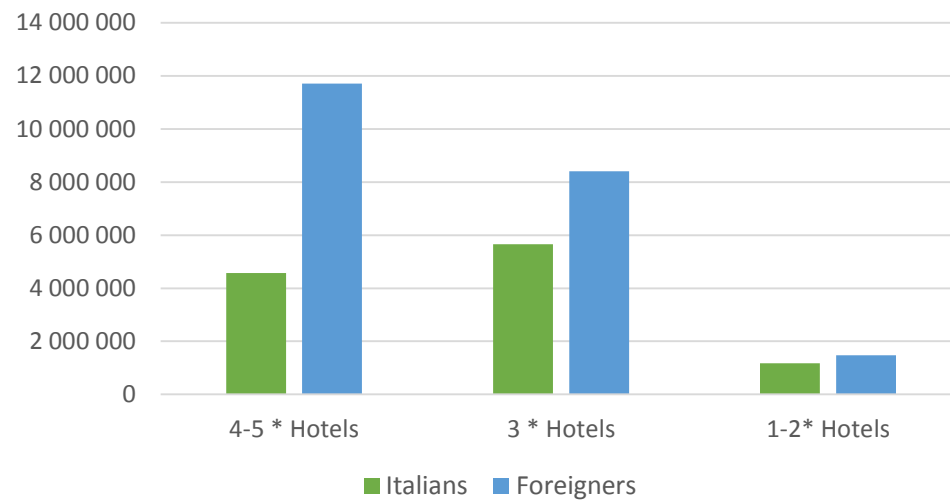
Total of overnights: 69.229.092

Sources: regione.veneto.it

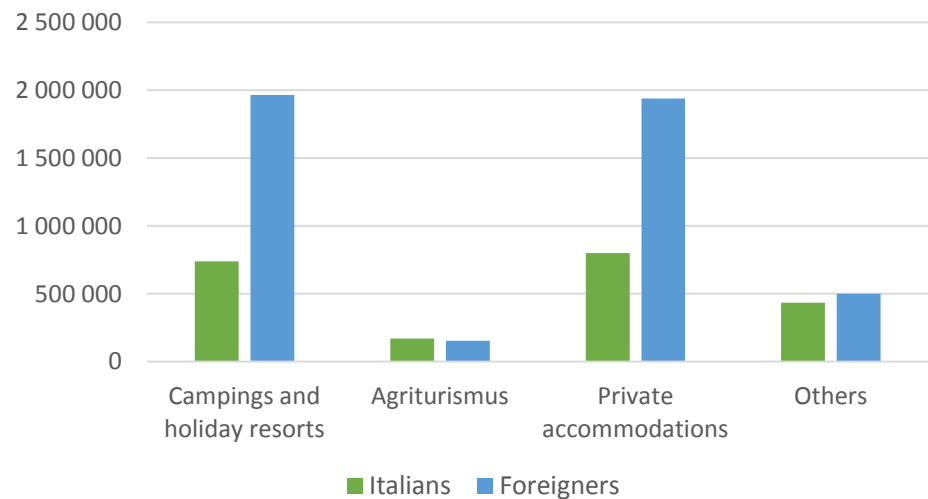
Arrivals in hotels - 2018



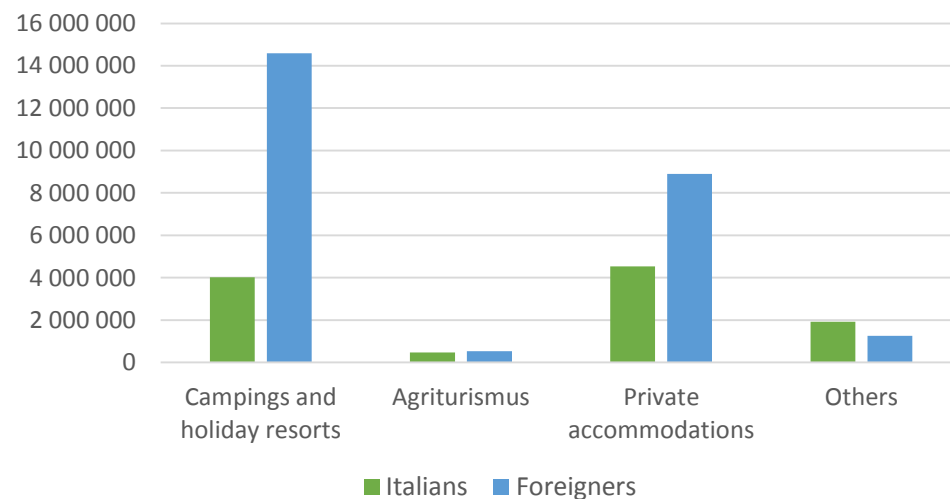
Overnights in hotels - 2018



Arrivals in extra-hotel accommodations - 2018



Overnights in extra-hotel accommodations - 2018



Top tourism destinations

Venice



Cortina



Verona (Arena...)



Padova (Saint Anthony)



Dolomites (Belluno)



Vicenza (Palladio)



Treviso city (medieval city)



Garda Lake



Asiago



Conegliano- Valdobbiadene (Prosecco)



Jesolo Lido, but also Caorle, Bibione, Lignano...



Veneto
The Land of Venice

www.veneto.eu

KEY ECONOMIC SECTORS

➤ Agriculture

It is estimated that in 2015, the last data available from the official statistics, the sector generated an added value of more than 14.5 billion euros, equivalent to about 9.5% of the total wealth produced in Veneto.

The Veneto region supplies in significant quantities, compared to the national production, corn, barley, peas, beans, apples and pears, carrots, beet, tobacco, wine, rice. (Specialities: Radicchio di Treviso, Asparagus - Bassano, Cherries - Marostica)

➤ Wine sector → the 1st Region of Italy for wine production turnover and export market. 1.3 billion Euros of income, more than 40% of the total national ones. (Prosecco- Bardolino - Valpolicella...)



KEY ECONOMIC SECTORS

- **Breeding** (pork and poultry)
- **Fishing** → almost 4000 fishing enterprises in the Region
- **Industries:**
 - Clothing → Benetton, Diesel, Replay (Verona, Vicenza - Vicenza province)
 - Eyewear → Luxottica, the biggest in Europe. (Agordo, Sedico, Pederobba - Belluno and Treviso provinces)
 - Appliance factories → De Longhi, Electrolux (Treviso)
- **Craft** (clothes and footwear, furniture, ceramic, jewellery, glass)



UNITED COLORS
OF BENETTON.

LUXOTTICA®

Sources: veneto.regione.it; Statistical report of Veneto Region

KEY ECONOMIC SECTORS

➤ **Mechanic and engineering**

Is the more meaningful section of the Venetian manufacturing industry with almost 25 thousand involved enterprises distributed between Vicenza, Padua and Treviso. The heating and air conditioning represent for the biggest part the mechanic sector.

➤ **Construction**

It confirms a leading role in the regional economy with increasing attention to the organic forms of construction in the province of Treviso

➤ **The tanning of skins**

It has its world centre in Vicenza. The district is the first Italian tannery pole with 860 companies, 11 thousand employees and a turnover of almost 4 billion euros. From here, about 130 thousand leathers per day are destined to the market of furniture, fashion, design. (national and international market)

Sources: veneto.regione.it; Statistical report of Veneto Region



KEY ECONOMIC SECTORS

➤ The “cooling sector” in Veneto

It is the second in Italy and covers 60% of the national total. Food refrigeration plants, refrigerators, refrigeration vans, civil and industrial air conditioning systems, accessories and components are realized in the District that counts approximately thousand enterprises concentrated between the territories of Padua, Treviso, Vicenza and Verona. The activity is highly technological and the scientific advances in the engineering and electronics areas allow the sector to make giant strides in product innovation.



Venetian export market with Bulgaria (2018)

Economy sector	Number of exports
A	5290
B	373
C	369320
D	0
E	19
J	233
M	0
R	0
S	0
V	6099
381335	2335957
Venetian total	Italian total

A: Agricultural, forestry and fisheries products

B: Mining and quarrying products

C: Manufacturing products (Food, beverages and tobacco, Textile products, clothing, leather and accessories, Wood and wood products; paper and printing, Coke and refined petroleum products, Substances and chemical products, Rubber and plastics articles, other non-metallic mineral products, Base metals and metal products, excluding machinery and equipment, Computers, electronic and optical equipment, electrical equipment's, means of transport, products of other manufacturing activities.)

D: Electricity, gas, steam and air conditioning

E: Products of waste treatment and sanitation activities

J: Products of information and communication services

M: Products of professional, scientific and technical activities

R: Products of artistic, sporting, entertainment and entertainment activities

S: Products of other service activities

V: Goods declared as stores on board, domestic and rejected goods, miscellaneous goods

[Source:statistica.regione.veneto](http://statistica.regione.veneto)

**THANK YOU FOR YOUR
ATTENTION!**